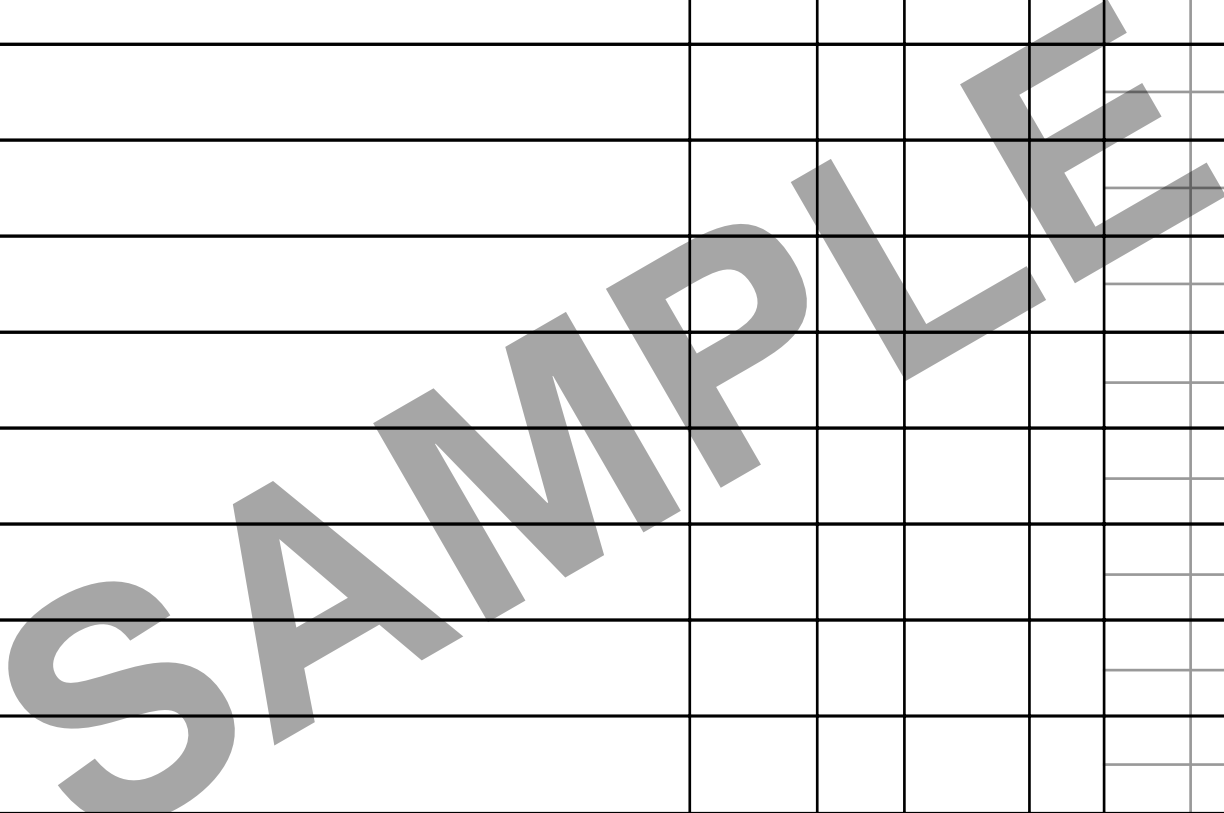


UNIFORM HAZARDOUS WASTE MANIFEST (Continuation Sheet)		21. Generator ID Number	22. Page	23. Manifest Tracking Number				
24. Generator's Name								
25. Transporter _____ Company Name					U.S. EPA ID Number			
26. Transporter _____ Company Name					U.S. EPA ID Number			
27a. HM	27b. U.S. DOT Description (including Proper Shipping Name, Hazard Class, ID Number, and Packing Group (if any))	28. Containers		29. Total Quantity	30. Unit Wt./Vol.	31. Waste Codes		
		No.	Type					
32. Special Handling Instructions and Additional Information								
TRANSPORTER	33. Transporter _____ Acknowledgment of Receipt of Materials			Signature		Month	Day	Year
	Printed/Typed Name							
TRANSPORTER	34. Transporter _____ Acknowledgment of Receipt of Materials			Signature		Month	Day	Year
	Printed/Typed Name							
DESIGNATED FACILITY	35. Discrepancy							
36. Hazardous Waste Report Management Method Codes (i.e., codes for hazardous waste treatment, disposal, and recycling systems)								



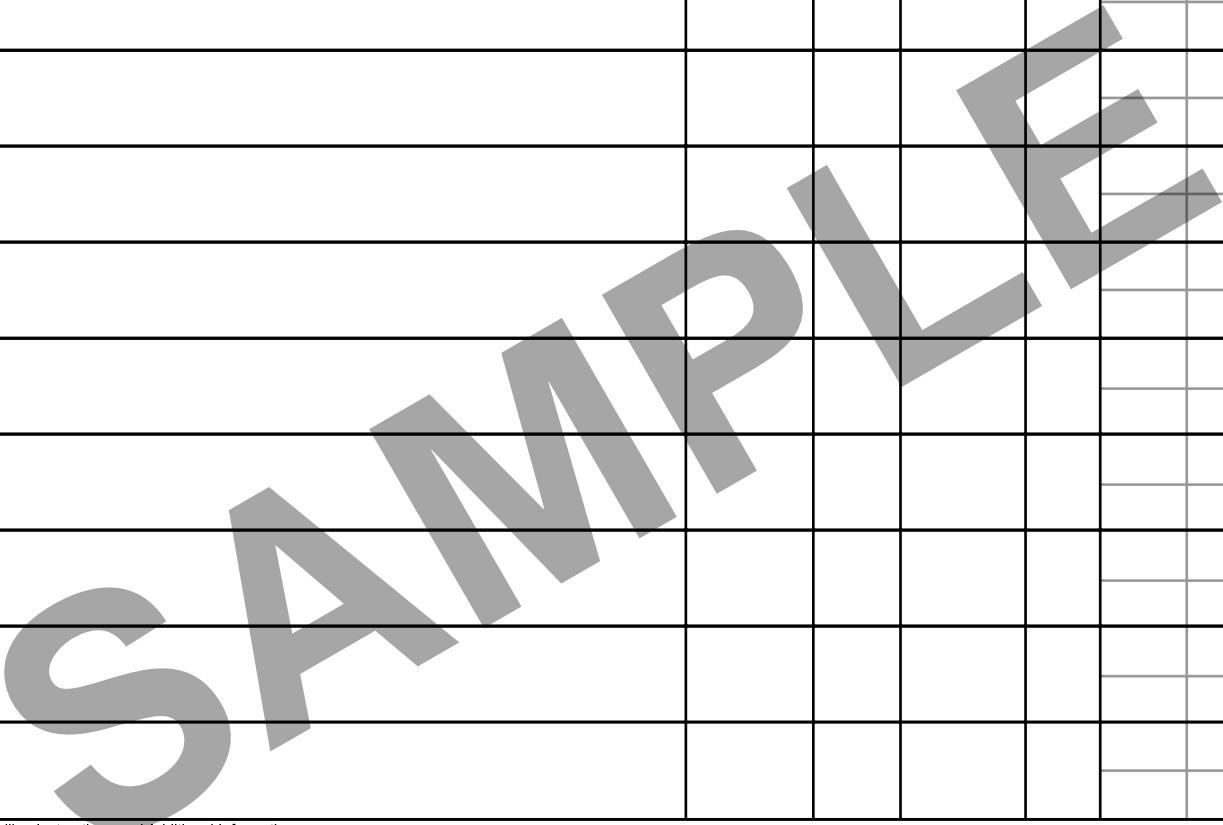
UNIFORM HAZARDOUS WASTE MANIFEST (Continuation Sheet)		21. Generator ID Number	22. Page	23. Manifest Tracking Number		
24. Generator's Name						
25. Transporter _____ Company Name				U.S. EPA ID Number		
26. Transporter _____ Company Name				U.S. EPA ID Number		
27a. HM	27b. U.S. DOT Description (including Proper Shipping Name, Hazard Class, ID Number, and Packing Group (if any))	28. Containers		29. Total Quantity	30. Unit Wt./Vol.	31. Waste Codes
		No.	Type			
32. Special Handling Instructions and Additional Information						
33. Transporter _____ Acknowledgment of Receipt of Materials						
Printed/Typed Name		Signature			Month	Day Year
34. Transporter _____ Acknowledgment of Receipt of Materials						
Printed/Typed Name		Signature			Month	Day Year
35. Discrepancy						
36. Hazardous Waste Report Management Method Codes (i.e., codes for hazardous waste treatment, disposal, and recycling systems)						

Published by J. J. KELLER & ASSOCIATES, INC., Neenah, WI • USA • (800) 327-6868 • www.jjkeller.com • Printed in the United States

GENERATOR

TRANSPORTER

DESIGNATED FACILITY



Please print or type. (Form designed for use on elite (12-pitch) typewriter.)

Form Approved. OMB No. 2050-0039

UNIFORM HAZARDOUS WASTE MANIFEST (Continuation Sheet)		21. Generator ID Number		22. Page	23. Manifest Tracking Number		
24. Generator's Name							
25. Transporter _____ Company Name				U.S. EPA ID Number			
26. Transporter _____ Company Name				U.S. EPA ID Number			
27a. HM	27b. U.S. DOT Description (including Proper Shipping Name, Hazard Class, ID Number, and Packing Group (if any))	28. Containers		29. Total Quantity	30. Unit Wt./Vol.	31. Waste Codes	
		No.	Type				
32. Special Handling Instructions and Additional Information							
GENERATOR	33. Transporter _____ Acknowledgment of Receipt of Materials						
	Printed/Typed Name			Signature		Month	Day
TRANSPORTER	34. Transporter _____ Acknowledgment of Receipt of Materials						
	Printed/Typed Name			Signature		Month	Day
DESIGNATED FACILITY	35. Discrepancy						
	36. Hazardous Waste Report Management Method Codes (i.e., codes for hazardous waste treatment, disposal, and recycling systems)						

Please print or type. (Form designed for use on elite (12-pitch) typewriter.)

Form Approved. OMB No. 2050-0039

UNIFORM HAZARDOUS WASTE MANIFEST (Continuation Sheet)		21. Generator ID Number	22. Page	23. Manifest Tracking Number		
24. Generator's Name						
25. Transporter _____ Company Name					U.S. EPA ID Number	
26. Transporter _____ Company Name					U.S. EPA ID Number	
27a. HM	27b. U.S. DOT Description (including Proper Shipping Name, Hazard Class, ID Number, and Packing Group (if any))	28. Containers		29. Total Quantity	30. Unit Wt./Vol.	31. Waste Codes
		No.	Type			
32. Special Handling Instructions and Additional Information						
GENERATOR	33. Transporter _____ Acknowledgment of Receipt of Materials					
	Printed/Typed Name	Signature			Month	Day
TRANSPORTER	34. Transporter _____ Acknowledgment of Receipt of Materials					
	Printed/Typed Name	Signature			Month	Day
DESIGNATED FACILITY	35. Discrepancy					
	36. Hazardous Waste Report Management Method Codes (i.e., codes for hazardous waste treatment, disposal, and recycling systems)					

SAMPLE

III. Instructions for Owners and Operators of Treatment, Storage, and Disposal Facilities

Item 35. Discrepancy Indication Space

Refer to Item 18. This space may be used to more fully describe information on discrepancies identified in Item 18a of the manifest form.

Item 36. Hazardous Waste Report Management Method Codes

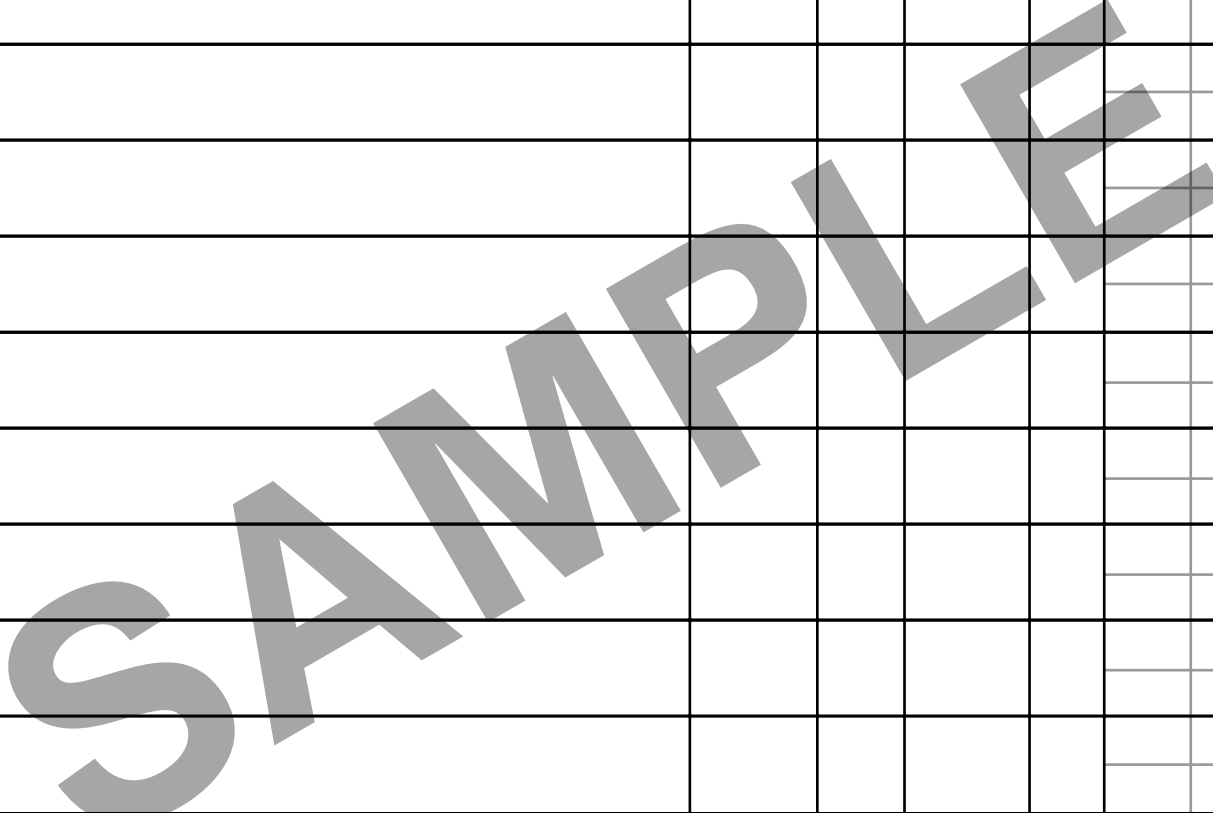
For each field here, enter the sequential number that corresponds to the waste materials described under Item 27, and enter the appropriate process code that describes how the materials will be processed when received. If additional continuation sheets are attached, continue numbering the waste materials and process code fields sequentially, and enter on each sheet the process codes corresponding to the waste materials identified on that sheet.

SAMPLE

Please print or type. (Form designed for use on elite (12-pitch) typewriter.)

Form Approved. OMB No. 2050-0039

UNIFORM HAZARDOUS WASTE MANIFEST (Continuation Sheet)		21. Generator ID Number		22. Page	23. Manifest Tracking Number			
24. Generator's Name								
25. Transporter _____ Company Name						U.S. EPA ID Number		
26. Transporter _____ Company Name						U.S. EPA ID Number		
27a. HM	27b. U.S. DOT Description (including Proper Shipping Name, Hazard Class, ID Number, and Packing Group (if any))	28. Containers		29. Total Quantity	30. Unit Wt./Vol.	31. Waste Codes		
		No.	Type					
32. Special Handling Instructions and Additional Information								
TRANSPORTER	33. Transporter _____ Acknowledgment of Receipt of Materials							
	Printed/Typed Name			Signature			Month	Day
TRANSPORTER	34. Transporter _____ Acknowledgment of Receipt of Materials							
	Printed/Typed Name			Signature			Month	Day
DESIGNATED FACILITY	35. Discrepancy							
	36. Hazardous Waste Report Management Method Codes (i.e., codes for hazardous waste treatment, disposal, and recycling systems)							



II. Instructions for Transporters

Item 33. Transporter—Acknowledgment of Receipt of Materials

Enter the same number of the Transporter as identified in Item 25. Enter also the name of the person accepting the waste on behalf of the Transporter (Company Name) identified in Item 25. That person must acknowledge acceptance of the waste described on the Manifest by signing and entering the date of receipt.

Item 34. Transporter—Acknowledgment of Receipt of Materials

Enter the same number of the Transporter as identified in Item 26. Enter also the name of the person accepting the waste on behalf of the Transporter (Company Name) identified in Item 26. That person must acknowledge acceptance of the waste described on the Manifest by signing and entering the date of receipt.

SAMPLE

168-BLC-O 6 10499

Published by J. J. KELLER & ASSOCIATES, INC., Neenah, WI • USA • (800) 327-6868 • www.jjkeller.com • Printed in the United States

UNIFORM HAZARDOUS WASTE MANIFEST (Continuation Sheet)		21. Generator ID Number		22. Page	23. Manifest Tracking Number					
24. Generator's Name										
25. Transporter _____ Company Name							U.S. EPA ID Number			
26. Transporter _____ Company Name							U.S. EPA ID Number			
27a. HM	27b. U.S. DOT Description (including Proper Shipping Name, Hazard Class, ID Number, and Packing Group (if any))	28. Containers		29. Total Quantity	30. Unit Wt./Vol.	31. Waste Codes				
		No.	Type							
32. Special Handling Instructions and Additional Information										
33. Transporter _____ Acknowledgment of Receipt of Materials										
Printed/Typed Name					Signature			Month	Day	Year
34. Transporter _____ Acknowledgment of Receipt of Materials										
Printed/Typed Name					Signature			Month	Day	Year
35. Discrepancy										
36. Hazardous Waste Report Management Method Codes (i.e., codes for hazardous waste treatment, disposal, and recycling systems)										

GENERATOR

TRANSPORTER

DESIGNATED FACILITY

SAMPLE

**Instructions—Continuation Sheet
U.S. EPA Form 8700-22A**

Read all instructions before completing this form. This form has been designed for use on a 12-pitch (elite) typewriter; a firm point pen may also be used—press down hard.

This form must be used as a continuation sheet to U.S. EPA Form 8700-22 if:

- More than two transporters are to be used to transport the waste; or
- More space is required for the U.S. DOT descriptions and related information in Item 9 of U.S. EPA Form 8700-22.

Federal regulations require generators and transporters of hazardous waste and owners or operators of hazardous waste treatment, storage, or disposal facilities to use the uniform hazardous waste manifest (EPA Form 8700-22) and, if necessary, this continuation sheet (EPA Form 8700-22A) for both interstate and intrastate transportation.

I. Instructions for Generators

Item 21. Generator's ID Number

Enter the generator's U.S. EPA twelve digit identification number or, the State generator identification number if the generator site does not have an EPA identification number.

Item 22. Page ____

Enter the page number of this Continuation Sheet.

Item 23. Manifest Tracking Number

Enter the Manifest Tracking number from Item 4 of the Manifest form to which this continuation sheet is attached.

Item 24. Generator's Name—

Enter the generator's name as it appears in Item 5 on the first page of the Manifest.

Item 25. Transporter—Company Name

If additional transporters are used to transport the waste described on this Manifest, enter the company name of each additional transporter in the order in which they will transport the waste. Enter after the word "Transporter" the order of the transporter. For example, Transporter 3 Company Name. Also enter the U.S. EPA twelve digit identification number of the transporter described in Item 25.

Item 26. Transporter—Company Name

If additional transporters are used to transport the waste described on this Manifest, enter the company name of each additional transporter in the order in which they will transport the waste. Enter after the word "Transporter" the order of the transporter. For example, Transporter 4 Company Name. Each Continuation Sheet can record the names of two additional transporters. Also enter the U.S. EPA twelve digit identification number of the transporter named in Item 26.

Item 27. U.S. D.O.T. Description Including Proper Shipping Name, Hazardous Class, and ID Number (UN/NA)

For each row enter a sequential number under Item 27b that corresponds to the order of waste codes from one continuation sheet to the next, to reflect the total number of wastes being shipped. Refer to instructions for Item 9 of the manifest for the information to be entered.

Item 28. Containers (No. And Type)

Refer to the instructions for Item 10 of the manifest for information to be entered.

Item 29. Total Quantity

Refer to the instructions for Item 11 of the manifest form.

Item 30. Units of Measure (Weight/Volume)

Refer to the instructions for Item 12 of the manifest form.

Item 31. Waste Codes

Refer to the instructions for Item 13 of the manifest form.

Item 32. Special Handling Instructions and Additional Information

Refer to the instructions for Item 14 of the manifest form.