

# DRIVER'S VEHICLE INSPECTION REPORT

AS REQUIRED BY THE D.O.T. FEDERAL MOTOR CARRIER SAFETY REGULATIONS

Ply 1 - Original  
Ply 2 - Copy

CARRIER: \_\_\_\_\_ LOCATION: \_\_\_\_\_

DRIVER: \_\_\_\_\_ DATE OF POST-TRIP: \_\_\_\_\_ ODOMETER READING: \_\_\_\_\_

TRUCK/TRACTOR NO.: \_\_\_\_\_ TRAILER(S) NO.(S): \_\_\_\_\_

CHECK ANY DEFECTIVE ITEM AND GIVE DETAILS UNDER "REMARKS"

**Prt = Pre-Trip, Pot = Post-Trip, RR = Requires Repair**

TRUCK/TRACTOR			TRAILER		
Prt Pot RR	Prt Pot RR	Prt Pot RR	Prt Pot RR	Prt Pot RR	Prt Pot RR
<input type="checkbox"/> <input type="checkbox"/> <input type="checkbox"/> Air Compressor	<input type="checkbox"/> <input type="checkbox"/> <input type="checkbox"/> Front Axle	<input type="checkbox"/> <input type="checkbox"/> <input type="checkbox"/> Safety Equipment	<input type="checkbox"/> <input type="checkbox"/> <input type="checkbox"/> Brake Connections	<input type="checkbox"/> <input type="checkbox"/> <input type="checkbox"/> Air Lines	<input type="checkbox"/> <input type="checkbox"/> <input type="checkbox"/> Brakes
<input type="checkbox"/> <input type="checkbox"/> <input type="checkbox"/> Battery	<input type="checkbox"/> <input type="checkbox"/> <input type="checkbox"/> Fuel Tanks	<input type="checkbox"/> <input type="checkbox"/> <input type="checkbox"/> Fire Extinguisher	<input type="checkbox"/> <input type="checkbox"/> <input type="checkbox"/> Coupling Devices	<input type="checkbox"/> <input type="checkbox"/> <input type="checkbox"/> Belts and Hoses	<input type="checkbox"/> <input type="checkbox"/> <input type="checkbox"/> Coupling (King) Pin
<input type="checkbox"/> <input type="checkbox"/> <input type="checkbox"/> Brake Accessories	<input type="checkbox"/> <input type="checkbox"/> <input type="checkbox"/> Generator	<input type="checkbox"/> <input type="checkbox"/> <input type="checkbox"/> Flags - Flares - Fuses	<input type="checkbox"/> <input type="checkbox"/> <input type="checkbox"/> Doors	<input type="checkbox"/> <input type="checkbox"/> <input type="checkbox"/> Body	<input type="checkbox"/> <input type="checkbox"/> <input type="checkbox"/> Hitch
<input type="checkbox"/> <input type="checkbox"/> <input type="checkbox"/> Brakes, Parking	<input type="checkbox"/> <input type="checkbox"/> <input type="checkbox"/> Horn	<input type="checkbox"/> <input type="checkbox"/> <input type="checkbox"/> Reflective Triangles	<input type="checkbox"/> <input type="checkbox"/> <input type="checkbox"/> Landing Gear	<input type="checkbox"/> <input type="checkbox"/> <input type="checkbox"/> Brake Accessories	<input type="checkbox"/> <input type="checkbox"/> <input type="checkbox"/> Lights - All
<input type="checkbox"/> <input type="checkbox"/> <input type="checkbox"/> Brakes, Service	<input type="checkbox"/> <input type="checkbox"/> <input type="checkbox"/> Lights	<input type="checkbox"/> <input type="checkbox"/> <input type="checkbox"/> Spare Bulbs and Fuses	<input type="checkbox"/> <input type="checkbox"/> <input type="checkbox"/> Reflectors/Reflective	<input type="checkbox"/> <input type="checkbox"/> <input type="checkbox"/> Brakes, Parking	<input type="checkbox"/> <input type="checkbox"/> <input type="checkbox"/> Tape
<input type="checkbox"/> <input type="checkbox"/> <input type="checkbox"/> Clutch	<input type="checkbox"/> <input type="checkbox"/> <input type="checkbox"/> Head - Stop	<input type="checkbox"/> <input type="checkbox"/> <input type="checkbox"/> Spare Seal Beam	<input type="checkbox"/> <input type="checkbox"/> <input type="checkbox"/> Roof	<input type="checkbox"/> <input type="checkbox"/> <input type="checkbox"/> Brakes, Service	<input type="checkbox"/> <input type="checkbox"/> <input type="checkbox"/> Straps
<input type="checkbox"/> <input type="checkbox"/> <input type="checkbox"/> Coupling Devices	<input type="checkbox"/> <input type="checkbox"/> <input type="checkbox"/> Tail - Dash	<input type="checkbox"/> <input type="checkbox"/> <input type="checkbox"/> Starter	<input type="checkbox"/> <input type="checkbox"/> <input type="checkbox"/> Suspension System	<input type="checkbox"/> <input type="checkbox"/> <input type="checkbox"/> Clutch	<input type="checkbox"/> <input type="checkbox"/> <input type="checkbox"/> Suspension System
<input type="checkbox"/> <input type="checkbox"/> <input type="checkbox"/> Defroster/Heater	<input type="checkbox"/> <input type="checkbox"/> <input type="checkbox"/> Turn Indicators	<input type="checkbox"/> <input type="checkbox"/> <input type="checkbox"/> Steering	<input type="checkbox"/> <input type="checkbox"/> <input type="checkbox"/> Tire Chains	<input type="checkbox"/> <input type="checkbox"/> <input type="checkbox"/> Coupling Devices	<input type="checkbox"/> <input type="checkbox"/> <input type="checkbox"/> Tarpaulin
<input type="checkbox"/> <input type="checkbox"/> <input type="checkbox"/> Drive Line	<input type="checkbox"/> <input type="checkbox"/> <input type="checkbox"/> Mirrors	<input type="checkbox"/> <input type="checkbox"/> <input type="checkbox"/> Suspension System	<input type="checkbox"/> <input type="checkbox"/> <input type="checkbox"/> Tires	<input type="checkbox"/> <input type="checkbox"/> <input type="checkbox"/> Defroster/Heater	<input type="checkbox"/> <input type="checkbox"/> <input type="checkbox"/> Tires
<input type="checkbox"/> <input type="checkbox"/> <input type="checkbox"/> Engine	<input type="checkbox"/> <input type="checkbox"/> <input type="checkbox"/> Muffler	<input type="checkbox"/> <input type="checkbox"/> <input type="checkbox"/> Tire Chains	<input type="checkbox"/> <input type="checkbox"/> <input type="checkbox"/> Transmission	<input type="checkbox"/> <input type="checkbox"/> <input type="checkbox"/> Drive Line	<input type="checkbox"/> <input type="checkbox"/> <input type="checkbox"/> Windshield Wipers
<input type="checkbox"/> <input type="checkbox"/> <input type="checkbox"/> Exhaust	<input type="checkbox"/> <input type="checkbox"/> <input type="checkbox"/> Oil Level	<input type="checkbox"/> <input type="checkbox"/> <input type="checkbox"/> Tires	<input type="checkbox"/> <input type="checkbox"/> <input type="checkbox"/> Trip Recorder	<input type="checkbox"/> <input type="checkbox"/> <input type="checkbox"/> Engine	<input type="checkbox"/> <input type="checkbox"/> <input type="checkbox"/> Other
<input type="checkbox"/> <input type="checkbox"/> <input type="checkbox"/> Fifth Wheel	<input type="checkbox"/> <input type="checkbox"/> <input type="checkbox"/> Radiator Level	<input type="checkbox"/> <input type="checkbox"/> <input type="checkbox"/> Transmission	<input type="checkbox"/> <input type="checkbox"/> <input type="checkbox"/> Wheels and Rims	<input type="checkbox"/> <input type="checkbox"/> <input type="checkbox"/> Exhaust	
<input type="checkbox"/> <input type="checkbox"/> <input type="checkbox"/> Fluid Levels	<input type="checkbox"/> <input type="checkbox"/> <input type="checkbox"/> Rear End	<input type="checkbox"/> <input type="checkbox"/> <input type="checkbox"/> Trip Recorder	<input type="checkbox"/> <input type="checkbox"/> <input type="checkbox"/> Windows	<input type="checkbox"/> <input type="checkbox"/> <input type="checkbox"/> Fifth Wheel	
<input type="checkbox"/> <input type="checkbox"/> <input type="checkbox"/> Frame and Assembly	<input type="checkbox"/> <input type="checkbox"/> <input type="checkbox"/> Reflectors	<input type="checkbox"/> <input type="checkbox"/> <input type="checkbox"/> Wheels and Rims	<input type="checkbox"/> <input type="checkbox"/> <input type="checkbox"/> Windshield Wipers	<input type="checkbox"/> <input type="checkbox"/> <input type="checkbox"/> Fluid Levels	
		<input type="checkbox"/> <input type="checkbox"/> <input type="checkbox"/> Other		<input type="checkbox"/> <input type="checkbox"/> <input type="checkbox"/> Frame and Assembly	

REMARKS: \_\_\_\_\_

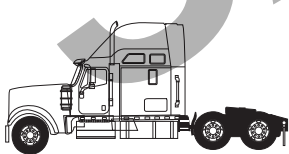
CONDITION OF THE ABOVE VEHICLE IS SATISFACTORY  ABOVE DEFECTS CORRECTED  
 ABOVE DEFECTS NEED NOT BE CORRECTED FOR SAFE OPERATION OF VEHICLE

MECHANIC'S SIGNATURE: \_\_\_\_\_ DATE: \_\_\_\_\_

DRIVER'S SIGNATURE UPON COMPLETION OF POST-TRIP \_\_\_\_\_ DRIVER'S SIGNATURE: \_\_\_\_\_ DATE: \_\_\_\_\_

MARK CLEARLY ALL DAMAGE OR DEFICIENCIES FOUND BY USING THE FOLLOWING SYMBOL(S):


C = CUT H = HOLE D = DENT BR = BROKEN M = MISSING S = SCRATCH P = PATCHED




LEFT




FRONT



RIGHT




BACK



RIGHT



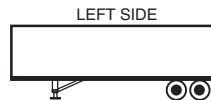
FRONT



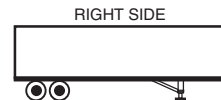
LEFT



BACK



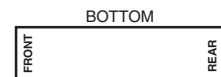
LEFT SIDE



RIGHT SIDE



TOP



BOTTOM



INTERIOR



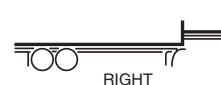
FRONT



REAR



LEFT



RIGHT



FRONT



BACK