

DRIVER'S VEHICLE INSPECTION REPORT – BUS/MOTOR COACH

AS REQUIRED BY THE D.O.T. FEDERAL MOTOR CARRIER SAFETY REGULATIONS

Ply 1 - Original
Ply 2 - Copy

Company: _____

Vehicle No.: _____

Location: _____

Date of Post-Trip: _____

Driver: _____

Ending Mileage: _____

Prt = Pre-Trip Pot = Post-Trip RR = Requires Repair

Starting Mileage: _____

CHECK ANY DEFECTIVE ITEM AND GIVE DETAILS UNDER "REMARKS"

Total Mileage: _____

| Prt | Pot | RR | | Prt | Pot | RR | | Prt | Pot | RR | |
|--------------------------|--------------------------|--------------------------|------------------------------------|--------------------------|--------------------------|--------------------------|---|--------------------------|--------------------------|--------------------------|----------------------------------|
| <input type="checkbox"/> | <input type="checkbox"/> | <input type="checkbox"/> | Fluid Leaks Under Bus | <input type="checkbox"/> | <input type="checkbox"/> | <input type="checkbox"/> | Cleanliness of Interior | <input type="checkbox"/> | <input type="checkbox"/> | <input type="checkbox"/> | Directional Lights |
| <input type="checkbox"/> | <input type="checkbox"/> | <input type="checkbox"/> | Loose Wires, Hose Connections | <input type="checkbox"/> | <input type="checkbox"/> | <input type="checkbox"/> | Condition of Floor | <input type="checkbox"/> | <input type="checkbox"/> | <input type="checkbox"/> | Parking Brake and Service Brakes |
| <input type="checkbox"/> | <input type="checkbox"/> | <input type="checkbox"/> | Belts in Engine Compartment | <input type="checkbox"/> | <input type="checkbox"/> | <input type="checkbox"/> | Emergency Door & Buzzer | <input type="checkbox"/> | <input type="checkbox"/> | <input type="checkbox"/> | Clutch |
| <input type="checkbox"/> | <input type="checkbox"/> | <input type="checkbox"/> | Oil Level | <input type="checkbox"/> | <input type="checkbox"/> | <input type="checkbox"/> | Headlights & 4-Way Flashers | <input type="checkbox"/> | <input type="checkbox"/> | <input type="checkbox"/> | Steering |
| <input type="checkbox"/> | <input type="checkbox"/> | <input type="checkbox"/> | Radiator Coolant Level | <input type="checkbox"/> | <input type="checkbox"/> | <input type="checkbox"/> | Front - Lights, Flashers & Reflectors | <input type="checkbox"/> | <input type="checkbox"/> | <input type="checkbox"/> | Wheelchair Lift |
| <input type="checkbox"/> | <input type="checkbox"/> | <input type="checkbox"/> | Battery | <input type="checkbox"/> | <input type="checkbox"/> | <input type="checkbox"/> | Right Front Tire, Rim & Wheel Assembly | <input type="checkbox"/> | <input type="checkbox"/> | <input type="checkbox"/> | Special Service Door |
| <input type="checkbox"/> | <input type="checkbox"/> | <input type="checkbox"/> | Transmission | <input type="checkbox"/> | <input type="checkbox"/> | <input type="checkbox"/> | Front of Bus - Windshield | <input type="checkbox"/> | <input type="checkbox"/> | <input type="checkbox"/> | Door Warning Mechanism |
| <input type="checkbox"/> | <input type="checkbox"/> | <input type="checkbox"/> | Unusual Engine Noise | <input type="checkbox"/> | <input type="checkbox"/> | <input type="checkbox"/> | Left Front Tire, Rim & Wheel Assembly | <input type="checkbox"/> | <input type="checkbox"/> | <input type="checkbox"/> | Posted Decals - Warning |
| <input type="checkbox"/> | <input type="checkbox"/> | <input type="checkbox"/> | Gauges & Warning Lights | <input type="checkbox"/> | <input type="checkbox"/> | <input type="checkbox"/> | Stop Arm (School Bus) | <input type="checkbox"/> | <input type="checkbox"/> | <input type="checkbox"/> | Control Mechanism |
| <input type="checkbox"/> | <input type="checkbox"/> | <input type="checkbox"/> | Switches | <input type="checkbox"/> | <input type="checkbox"/> | <input type="checkbox"/> | Exhaust System | <input type="checkbox"/> | <input type="checkbox"/> | <input type="checkbox"/> | Lift Operation |
| <input type="checkbox"/> | <input type="checkbox"/> | <input type="checkbox"/> | Horn | <input type="checkbox"/> | <input type="checkbox"/> | <input type="checkbox"/> | Left Side of Bus - Windows | <input type="checkbox"/> | <input type="checkbox"/> | <input type="checkbox"/> | Protective Padding |
| <input type="checkbox"/> | <input type="checkbox"/> | <input type="checkbox"/> | Fans & Defrosters | <input type="checkbox"/> | <input type="checkbox"/> | <input type="checkbox"/> | Left Side - Lights & Reflectors | <input type="checkbox"/> | <input type="checkbox"/> | <input type="checkbox"/> | Manual Pump Handle |
| <input type="checkbox"/> | <input type="checkbox"/> | <input type="checkbox"/> | Wipers & Washers | <input type="checkbox"/> | <input type="checkbox"/> | <input type="checkbox"/> | Left Rear Tires, Rims & Wheel Assembly | <input type="checkbox"/> | <input type="checkbox"/> | <input type="checkbox"/> | _____ |
| <input type="checkbox"/> | <input type="checkbox"/> | <input type="checkbox"/> | Stop Arm Control (Warning Control) | <input type="checkbox"/> | <input type="checkbox"/> | <input type="checkbox"/> | Rear of Bus - Windows | <input type="checkbox"/> | <input type="checkbox"/> | <input type="checkbox"/> | _____ |
| <input type="checkbox"/> | <input type="checkbox"/> | <input type="checkbox"/> | Inside & Outside Mirrors | <input type="checkbox"/> | <input type="checkbox"/> | <input type="checkbox"/> | Rear of Bus - Lights, Flashers & Reflectors | <input type="checkbox"/> | <input type="checkbox"/> | <input type="checkbox"/> | _____ |
| <input type="checkbox"/> | <input type="checkbox"/> | <input type="checkbox"/> | Brake Pedal & Warning Light | <input type="checkbox"/> | <input type="checkbox"/> | <input type="checkbox"/> | Tail Pipe | <input type="checkbox"/> | <input type="checkbox"/> | <input type="checkbox"/> | _____ |
| <input type="checkbox"/> | <input type="checkbox"/> | <input type="checkbox"/> | Operation of Service Door | <input type="checkbox"/> | <input type="checkbox"/> | <input type="checkbox"/> | Right Rear Tires, Rims & Wheel Assembly | <input type="checkbox"/> | <input type="checkbox"/> | <input type="checkbox"/> | _____ |
| <input type="checkbox"/> | <input type="checkbox"/> | <input type="checkbox"/> | Emergency Equipment | <input type="checkbox"/> | <input type="checkbox"/> | <input type="checkbox"/> | Right Side of Bus - Windows | <input type="checkbox"/> | <input type="checkbox"/> | <input type="checkbox"/> | _____ |
| <input type="checkbox"/> | <input type="checkbox"/> | <input type="checkbox"/> | First Aid Kit | <input type="checkbox"/> | <input type="checkbox"/> | <input type="checkbox"/> | Right Side - Lights & Reflectors | <input type="checkbox"/> | <input type="checkbox"/> | <input type="checkbox"/> | _____ |
| <input type="checkbox"/> | <input type="checkbox"/> | <input type="checkbox"/> | Entrance Steps | <input type="checkbox"/> | <input type="checkbox"/> | <input type="checkbox"/> | Driver's Seat & Belt | <input type="checkbox"/> | <input type="checkbox"/> | <input type="checkbox"/> | _____ |

Remarks: _____

CONDITION OF THE ABOVE VEHICLE IS SATISFACTORY

ABOVE DEFECTS CORRECTED

ABOVE DEFECTS NEED NOT BE CORRECTED FOR SAFE OPERATION OF VEHICLE

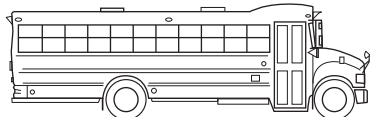
MECHANIC'S SIGNATURE: _____ DATE: _____

DRIVER'S SIGNATURE UPON COMPLETION OF POST-TRIP

DRIVER'S SIGNATURE: _____ DATE: _____

MARK CLEARLY ALL DAMAGE OR DEFICIENCIES FOUND BY USING THE FOLLOWING SYMBOL(S):

C = CUT H = HOLE D = DENT BR = BROKEN M = MISSING S = SCRATCH P = PATCHED



RIGHT SIDE

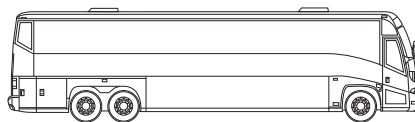


FRONT

FRONT



BACK

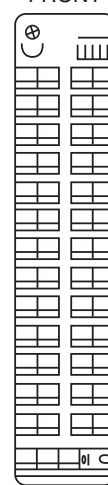


RIGHT SIDE

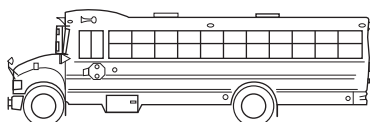


FRONT


FRONT



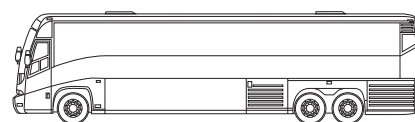
BACK




LEFT SIDE



BACK



LEFT SIDE



BACK